


8 7 6 5 4 3 2 1

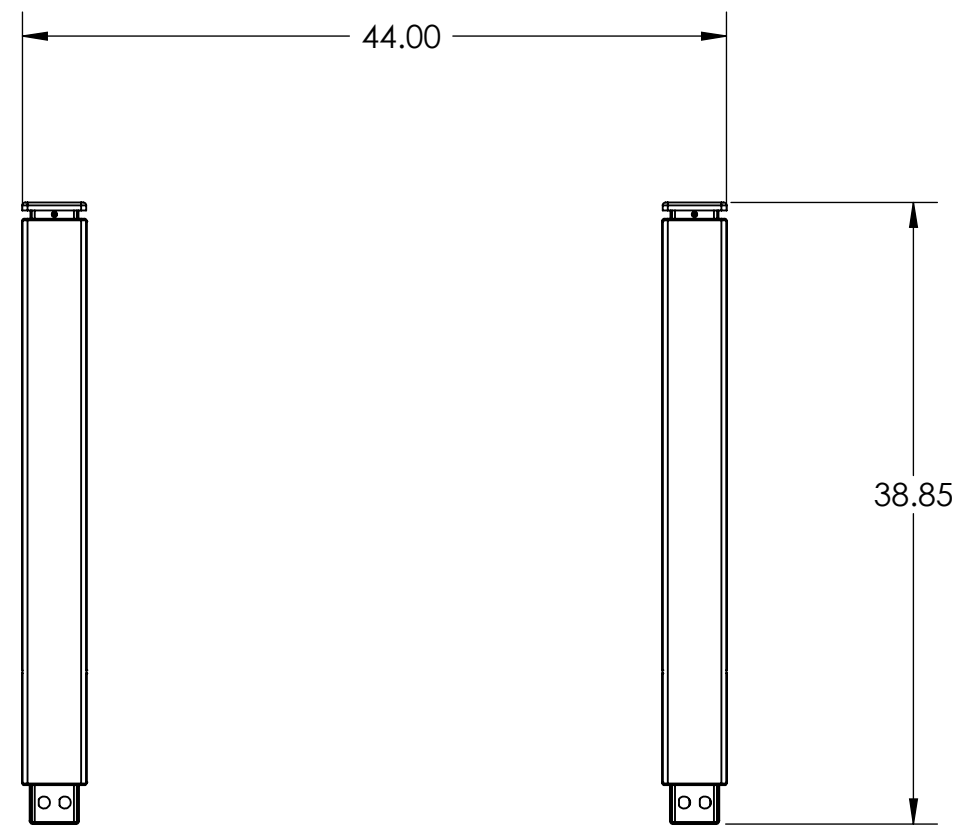
D

D



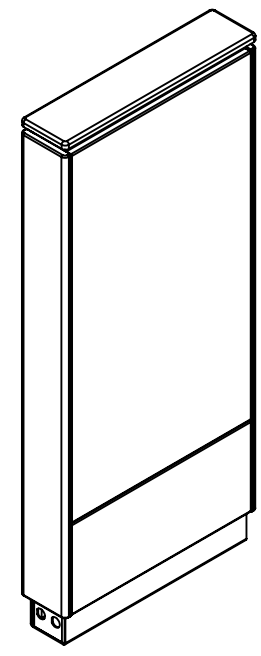

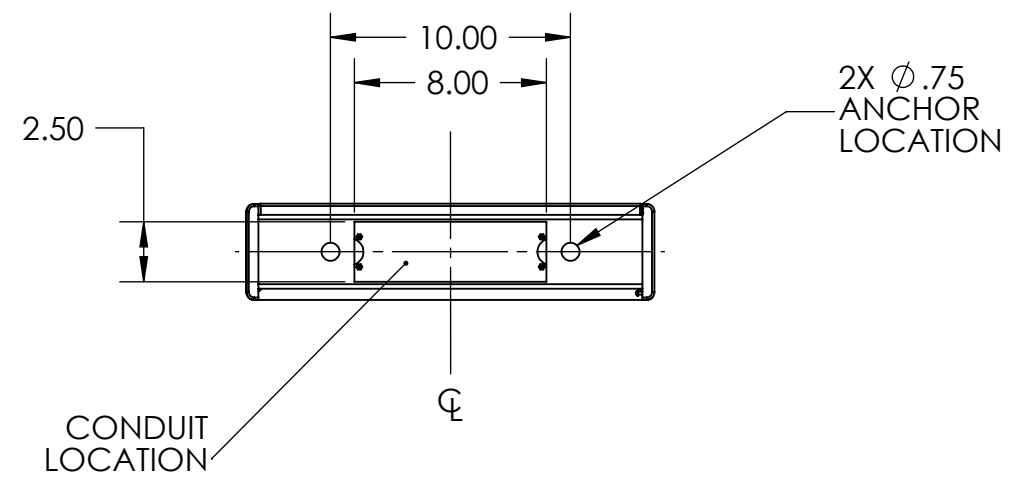
C

C



B

B



NOTES:

- 1. ALL DIMENSIONS ARE APPROXIMATE.
- 2. NON-OPTICAL SIDE SHOULD BE 6" FROM WALL TO ALLOW FOR SERVICING.
- 3. ADA LANE WIDTH SHOWN. STANDARD WIDTH (26") LANES SHOULD BE USED FOR GERNERAL PURPOSE PATRON COUNTING. ALVARADO RECOMMENDS ADA WIDTH LANES BE RESERVED FOR USED BY PATRONS WITH SPECIAL REQUIRMENTS.

ENGR

**ALVARADO MFG.CO.INC.**  
 12660 COLONY STREET, CHINO, CA. 91710

PROPERTY NOTICE: NO USE WITHOUT PRIOR WRITTEN CONSENT

**SU500 PLAN, ELEVATION & FOOTPRINT**  
**[1 LANE ADA]**

SIZE	NUMBER	DATE
<b>B</b>	<b>PEF-033</b>	<b>9/8/2009</b>
SCALE: 1:16		UNLESS OTHERWISE SPECIFIED DIMENSIONS ARE IN INCHES
		SHEET 1 OF 1

8 7 6 5 4 3 2 1

A

A